


# MODEL: 2600 SERIES

## TOOLS



RULER




HAMMER



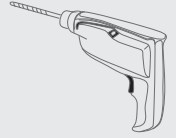
TAPE MEASURE



+SCREDRIVER



-SCREDRIVER



ELECTRIC DRILL

## Installation

